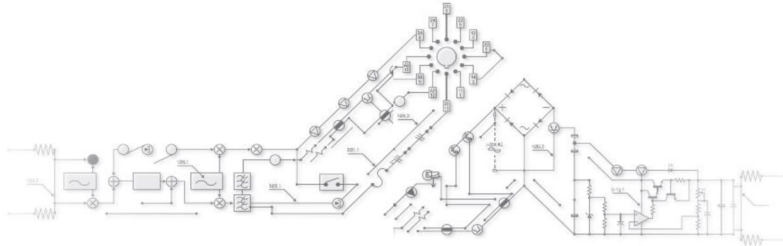




Specialist supplier of Industrial, electrical and electronic components



# Enclosed Isolation Equipment



# NTE Enclosed Load Break Switches



- 3 Pole & Switched Neutral (4th Pole)
- IP65 RAL 7035 Enclosure
- Pad lockable in Off Position (3 Pad Locks)
- Defeatable Door Interlocked Handle
- IP20 Terminal Protection Included
- Removable Top & Bottom Gland Plates
- Door earth lead fitted as standard
- Conforms to IEC 60947-1 & 3
- Bureau Veritas, KEMA Certified & CE Approved




Part No	Amperage AC21	Amperage AC23	3 pH Motor Rating	Enclosure Dimensions
NTE0063	63 Amps	63 Amps	34.9 Kw	400 x 300 x 150mm
NTE0080	80 Amps	63 Amps	34.9 Kw	400 x 300 x 150mm
NTE0125	125 Amps	125 Amps	69.2 Kw	500 x 400 x 200mm
NTE0160	160 Amps	160 Amps	88.6 Kw	500 x 400 x 200mm
NTE0200	200 Amps	160 Amps	88.6 Kw	500 x 400 x 200mm
NTE0250	250 Amps	250 Amps	138.5 Kw	500 x 400 x 200mm
NTE0315	315 Amps	315 Amps	174.5 Kw	800 x 600 x 300mm
NTE0400	400 Amps	400 Amps	221.7 Kw	800 x 600 x 300mm
NTE0630	630 Amps	630 Amps	349.1 Kw	1000 x 800 x 300mm
NTE0800	800 Amps	800 Amps	443.4 Kw	1000 x 800 x 300mm
NTE1000	1000 Amps	800 Amps	443.4 Kw	1000 x 800 x 300mm
NTE1250	1250 Amps	800 Amps	443.4 Kw	1000 x 800 x 300mm

# NTF Enclosed Switch Fuses



- 3 Pole & Switched Neutral (4th Pole)
- IP65 RAL 7035 Enclosure
- Pad lockable in Off Position (3 Pad Locks)
- Defeatable Door Interlocked Handle
- IP20 Terminal Protection Included
- Removable Top & Bottom Gland Plates
- Door earth lead fitted as standard
- Conforms to IEC 60947-1 & 3
- Bureau Veritas, KEMA Certified & CE Approved



Part No	Amperage AC21	Amperage AC23	3 pH Motor Rating	Enclosure Dimensions
NTF0032	32 Amps	32 Amps	15 Kw	400 x 400 x 200mm
NTF0063	63 Amps	63 Amps	30 Kw	400 x 400 x 200mm
NTF0100	100 Amps	100 Amps	55 Kw	400 x 400 x 200mm
NTF0160	160 Amps	160 Amps	90 Kw	500 x 400 x 200mm
NTF0200	200 Amps	200 Amps	110 Kw	500 x 400 x 200mm
NTF0250	250 Amps	250 Amps	132 Kw	500 x 400 x 200mm
NTF0315	315 Amps	315 Amps	160 Kw	800 x 600 x 300mm
NTF0400	400 Amps	400 Amps	220 Kw	800 x 600 x 300mm
NTF0630	630 Amps	630 Amps	355 Kw	1000 x 800 x 300mm
NTF0800	800 Amps	800 Amps	355 Kw	1000 x 800 x 300mm

\*Supplied without fuses

# NTC Enclosed Changeover Switches



- 3 Pole & Switched Neutral (4th Pole)
- IP65 RAL 7035 Enclosure
- Pad lockable in Off Position (3 Pad Locks)
- Defeatable Door Interlocked Handle
- IP20 Terminal Protection Included
- Removable Top & Bottom Gland Plates
- Door earth lead fitted as standard
- Conforms to IEC 60947-1 & 3
- Bureau Veritas, KEMA Certified & CE Approved



Part No	Amperage AC21	Amperage AC23	3 pH Motor Rating	Enclosure Dimensions
NTC0063	63 Amps	63 Amps	34.9 Kw	400 x 300 x 150mm
NTC0080	80 Amps	63 Amps	34.9 Kw	400 x 300 x 150mm
NTC0125	125 Amps	125 Amps	69.2 Kw	500 x 400 x 200mm
NTC0160	160 Amps	160 Amps	88.6 Kw	500 x 400 x 200mm
NTC0200	200 Amps	160 Amps	88.6 Kw	800 x 600 x 300mm
NTC0250	250 Amps	180 Amps	90 Kw	800 x 600 x 300mm
NTC0315	315 Amps	200 Amps	100 Kw	800 x 600 x 300mm
NTC0400	400 Amps	250 Amps	125 Kw	800 x 600 x 300mm
NTC0630	630 Amps	500 Amps	250 Kw	1000 x 800 x 300mm
NTC0800	800 Amps	630 Amps	315 Kw	1000 x 800 x 300mm
NTC1000	1000 Amps	800 Amps	501 Kw	1000 x 800 x 300mm